



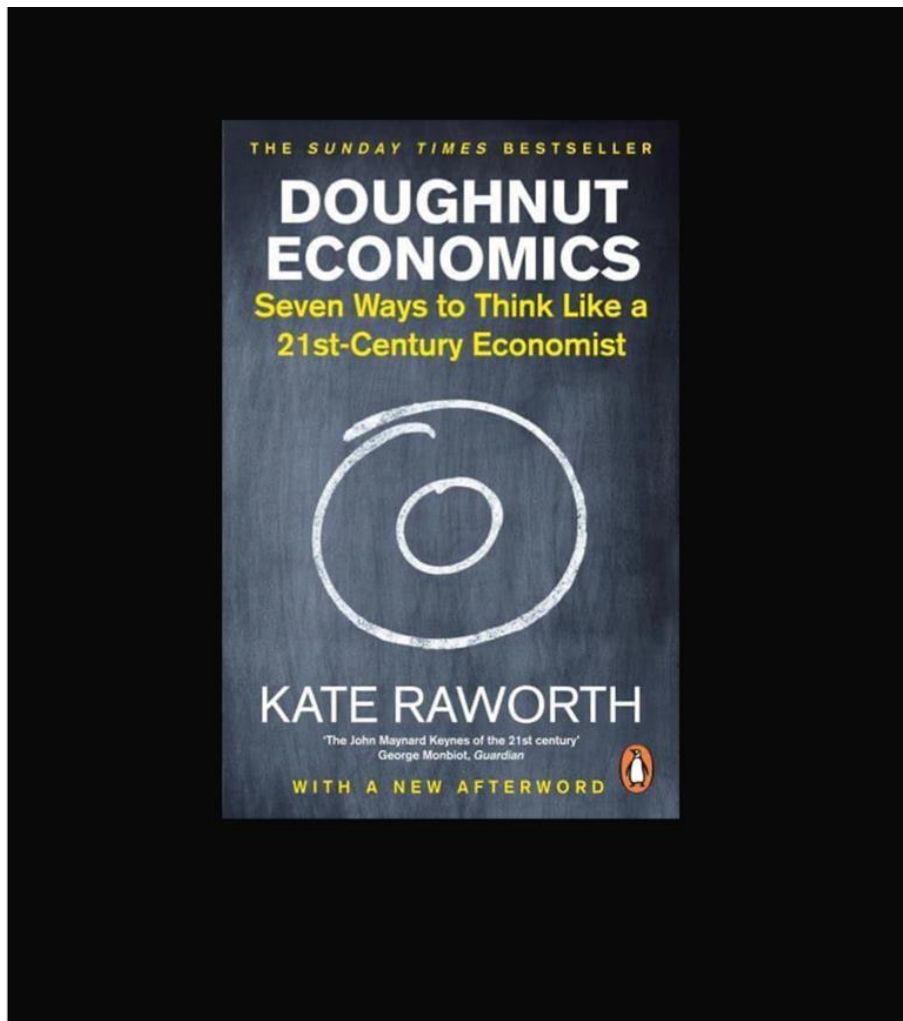
Doughnut Economics in cities and regions

Leonora Grcheva

doughnuteconomics.org | @Doughnutecon | #DoughnutEconomics
November 2023

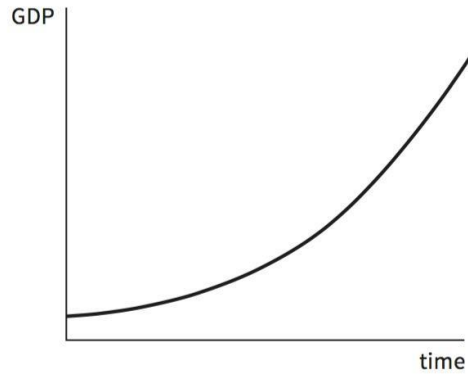
Seven ways to think like a 21st century economist

Seven Ways to Think:	From 20th-Century Economics	To 21st-Century Economics
1. Change the Goal	GDP	the Doughnut
2. See the Big Picture	self-contained market	embedded economy
3. Nurture Human Nature	rational economic man	social adaptable humans
4. Get Savvy with Systems	mechanical equilibrium	dynamic complexity
5. Design to Distribute	growth will even it up again	distributive by design
6. Create to Regenerate	growth will clean it up again	regenerative by design
7. Be Agnostic about Growth	growth addicted	growth agnostic



The vision for progress

20th century economics



21st century economics



The growth paradigm

 UN News

World Habitat Day focuses on cities as drivers of growth

Priming cities to become drivers of economic growth and recovery in the aftermath of crises such as conflict and the COVID-19 pandemic is...



Inclusive economic growth and sustainable development took centre stage at OSCE 2023 Prague Forum on the Economic and Environmental Dimension

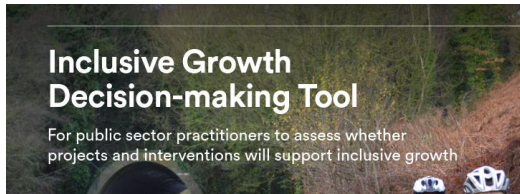


 Bloomberg.com

Sweden's Economy Ekes Out Growth in First Quarter, Averting Recession

Green Economic Growth Strategy

Adopted December 2020



Italy growing more than France and Germany, notes IMF

The International Monetary Fund revised its growth estimates for the Italian economy upwards – at 1.1%, beating the other two major EU...

The growth paradigm

Always ask: 'Growth of what, and why, and for whom, and who pays the cost, and how long can it last, and what's the cost to the planet, and how much is enough?'



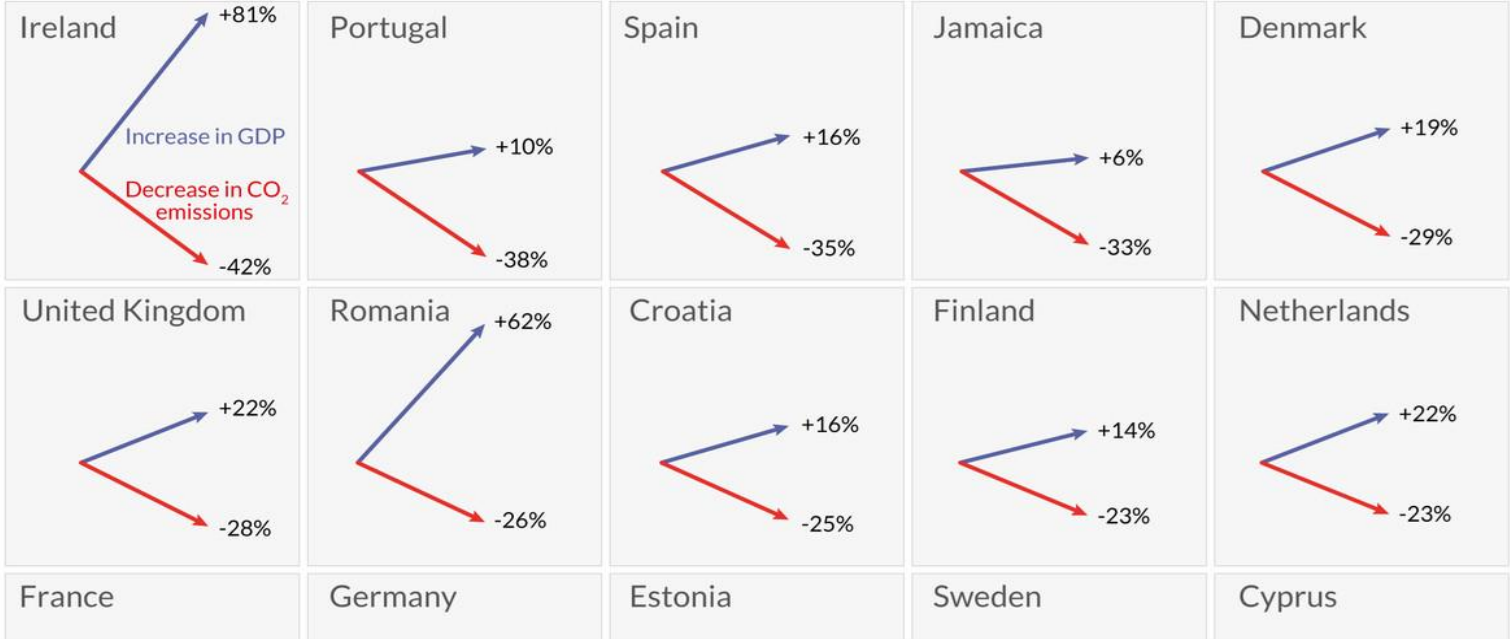
Donella
Meadows,
1999

Is green growth possible?

Decoupling: Countries that achieved economic growth while reducing CO₂ emissions, 2005-19



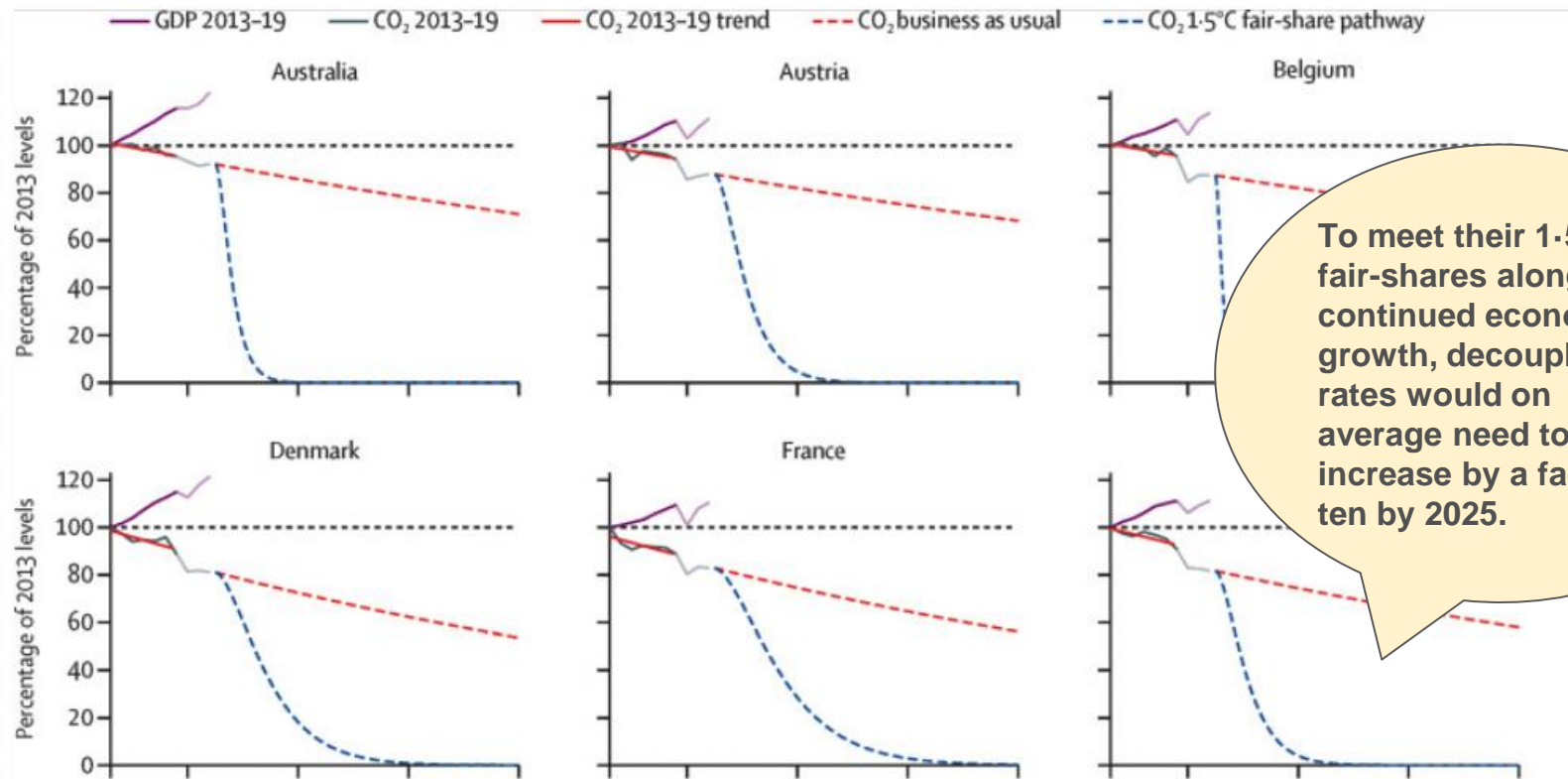
Emissions are adjusted for trade. This means that CO₂ emissions caused in the production of imported goods are added to its domestic emissions – and for goods that are exported the emissions are subtracted.



Is green growth possible?

Is green growth happening? An empirical analysis of achieved versus Paris-compliant CO₂-GDP decoupling in high-income countries

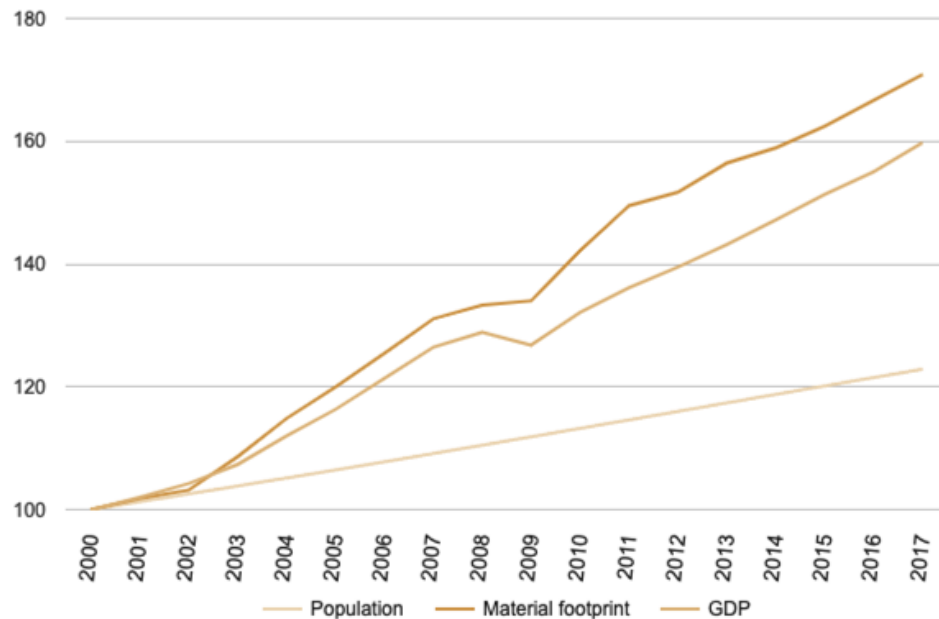
Jefim Vogel, MSc • Prof Jason Hickel, PhD



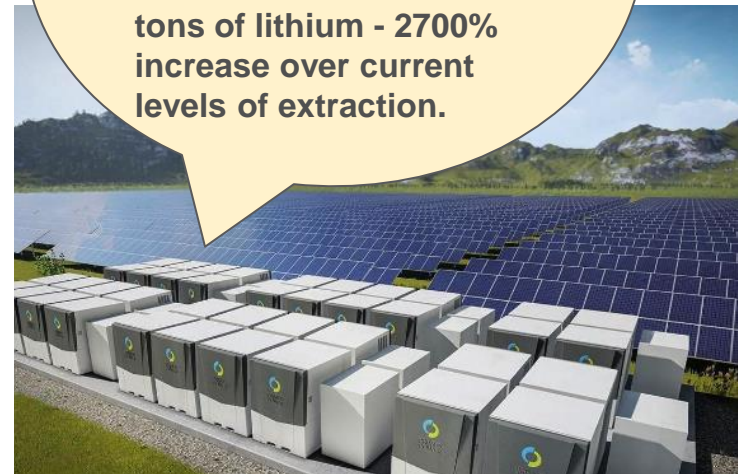
To meet their 1.5°C fair-shares alongside continued economic growth, decoupling rates would on average need to increase by a factor of ten by 2025.

Is green growth possible?

Population, material footprint and GDP growth index, 2000–2017 (baseline 2000=100)

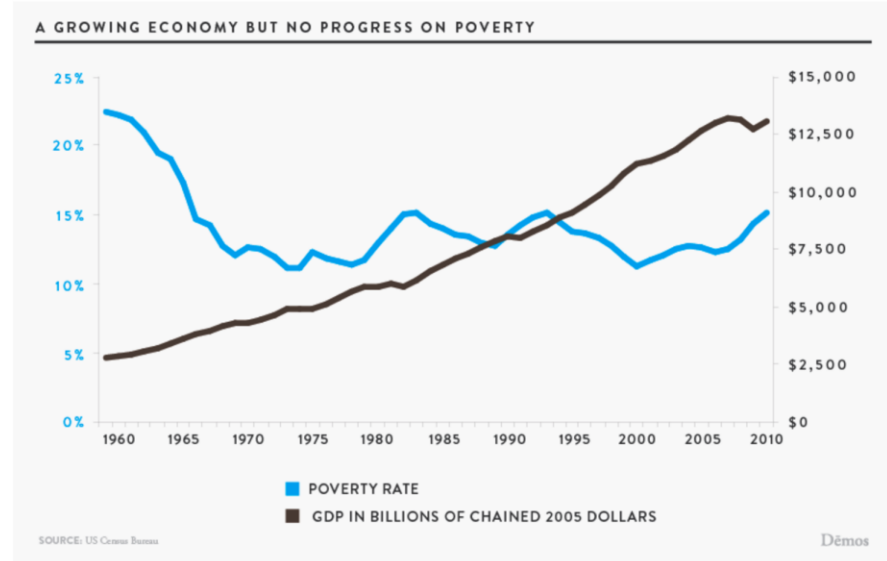
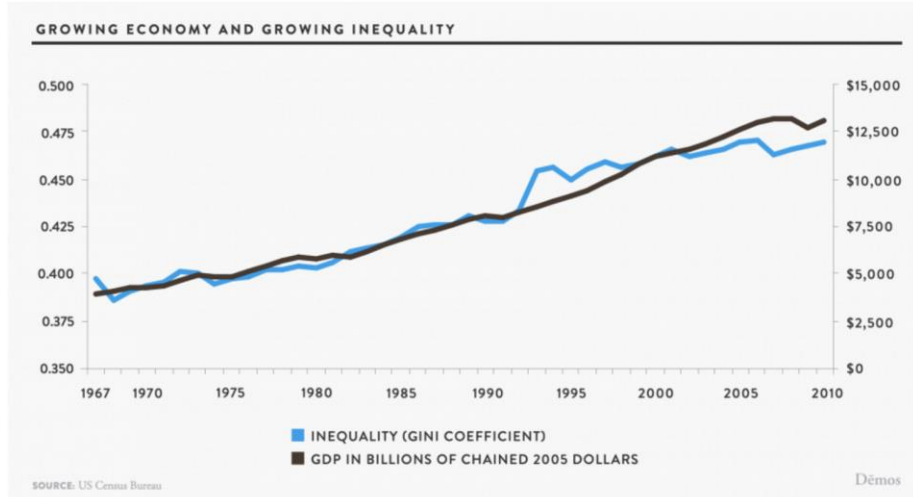


Just for solar power storage, if we were to fully transition to renewables and continue growth, we would need 40 million tons of lithium - 2700% increase over current levels of extraction.



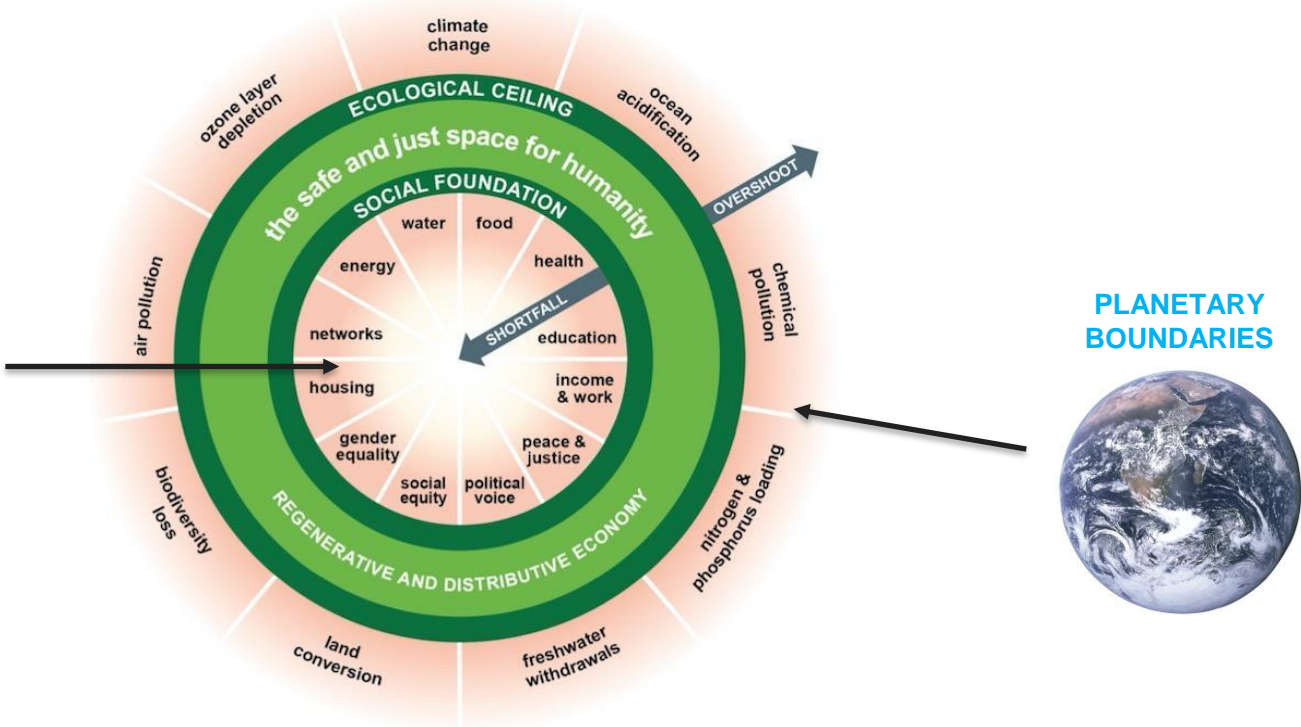
Source:
UNSTATS

Does economic growth equal human welfare?



A compass for human prosperity

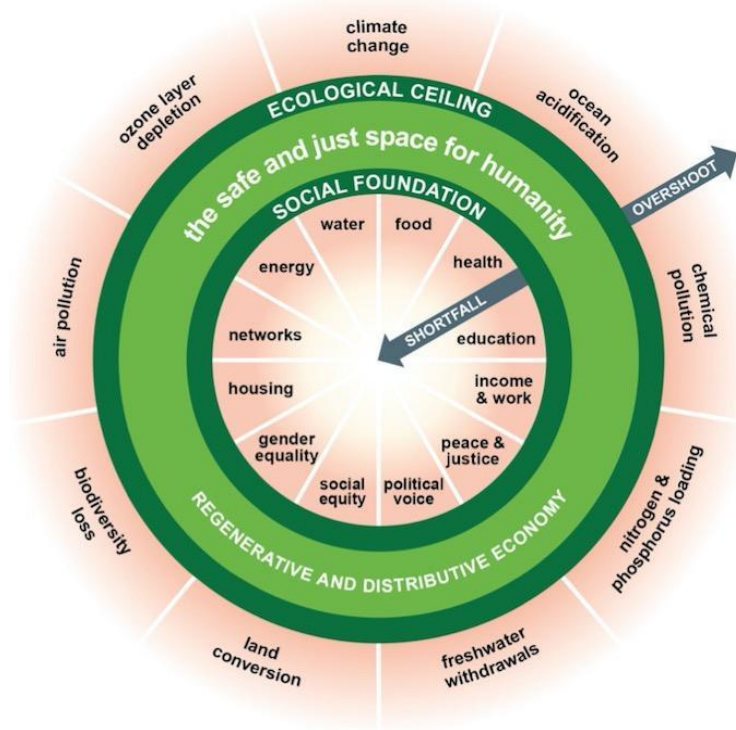
“Meeting the needs of all people within the means of the living planet”



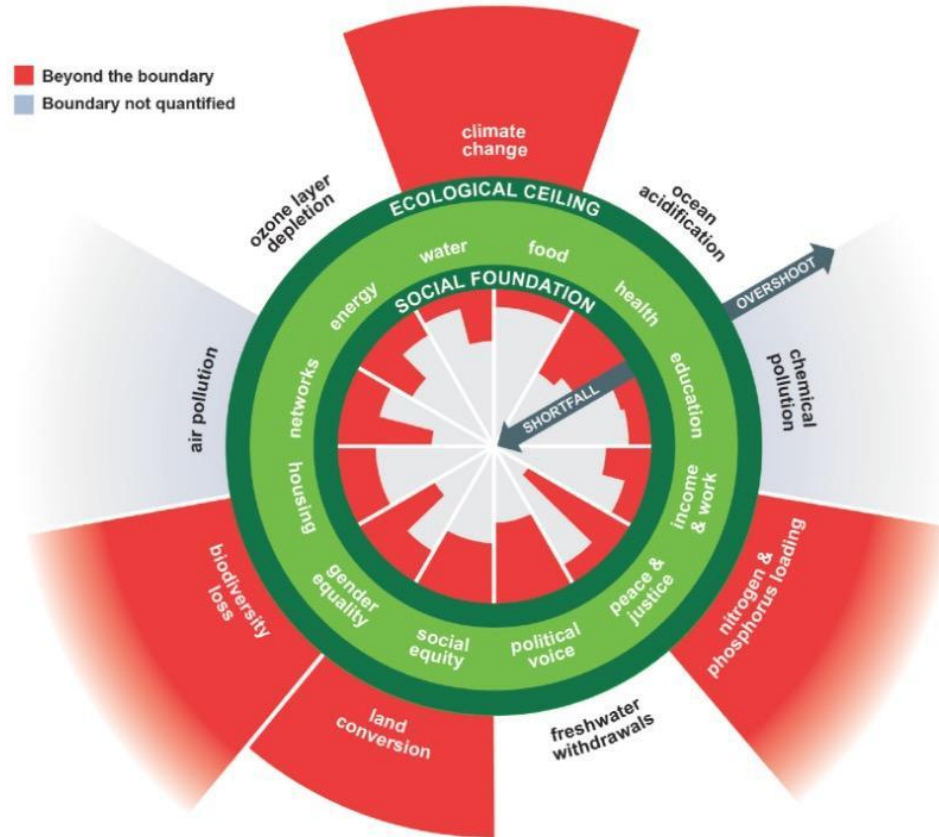
Being agnostic about growth

“We shouldn’t aim for growth whether or not we thrive, but aim to thrive whether or not we grow”

Kate Raworth

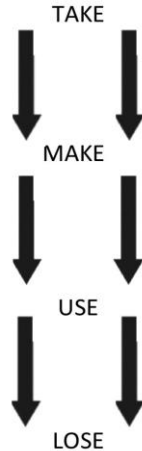


A world perilously out of balance



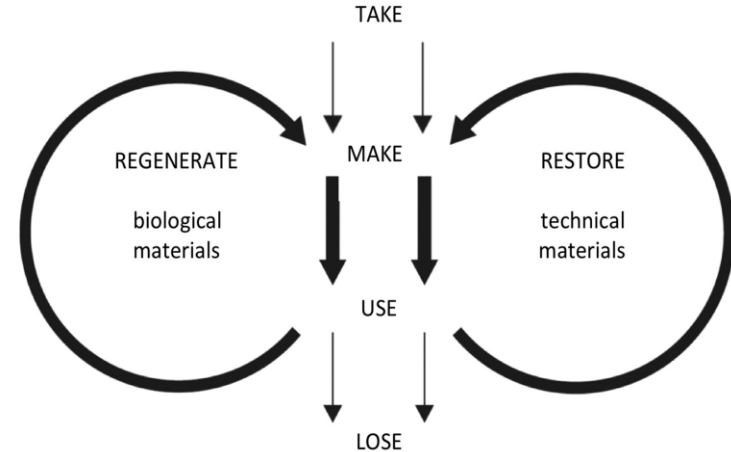
Create to regenerate

To change the future, change the dynamics



Degenerative

running down Earth's
life-supporting systems



Regenerative

working with and within
the cycles of the living world



↓
↓
Degenerative

Sustainable

↻
Regenerative

How much can
we get away
with?

How much do
we have to do?

How much can
we possibly
do?



Emissions-heavy buildings



Net zero buildings



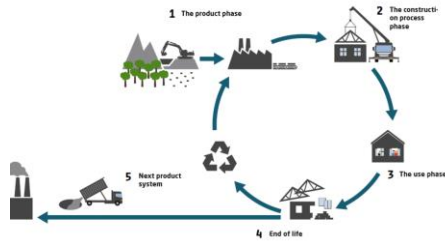
Carbon positive buildings



Restore degraded land

 **Regenerative**

How much can we possibly do?



Circular construction & LCA



Reduce new-build sprawl



Carbon positive buildings

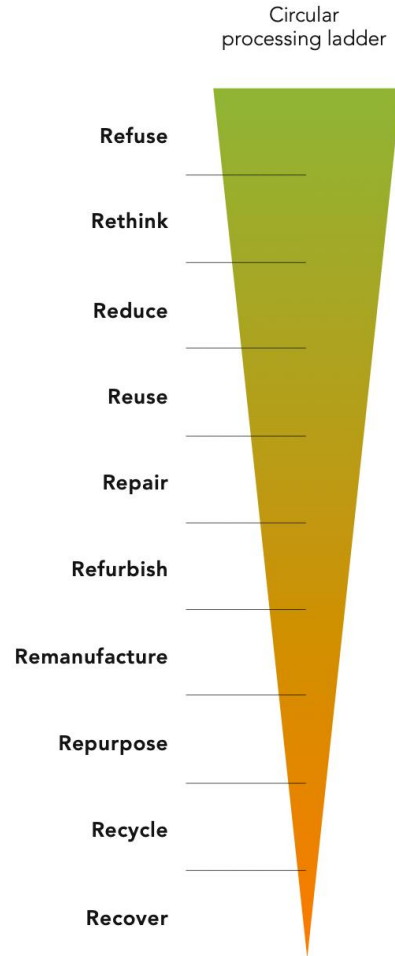


Depave, restore soil

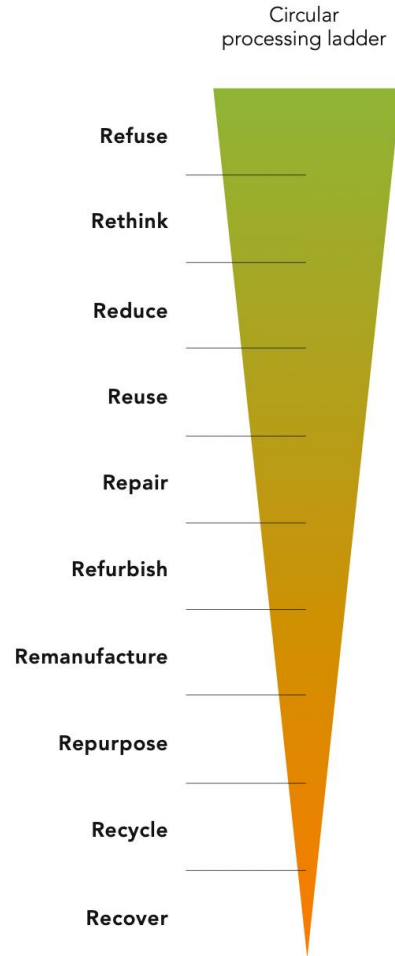


Retrofit, reuse existing stock

Is aiming for circular economies enough?



Is aiming for circular economies enough?



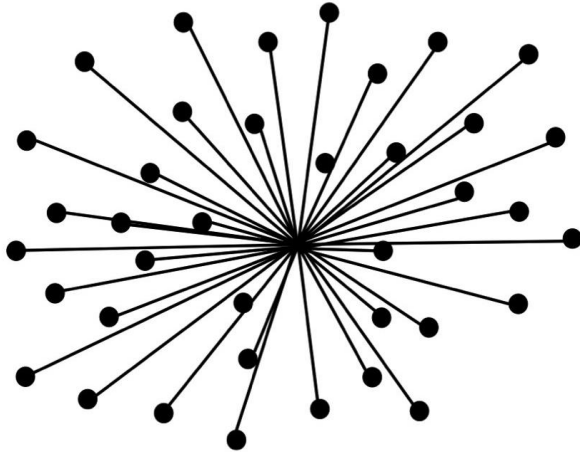
Where are the materials extracted from?

What are the conditions of the workers remanufacturing?

Who has access to the sharing economy?

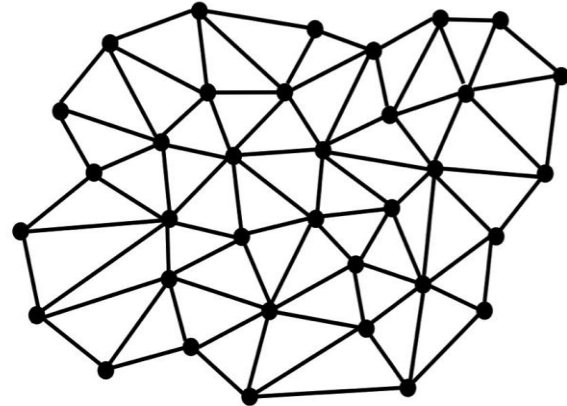
Design to distribute

To change the future, change the dynamics



Divisive

capturing opportunity and value
in the hands of a few



Distributive

sharing opportunity and value
with all who co-create it

 **Divisive**

Inclusive

 **Distributive**

How much can we get away with?

How much do we have to do?

How much can we possibly do?



Extractive rent housing



Affordable housing



Community-led housing



Distributive

How much can we possibly do?



Living wage across supply chain



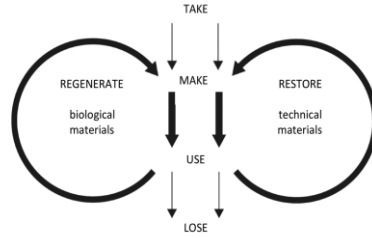
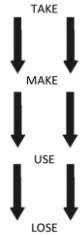
Community-led housing



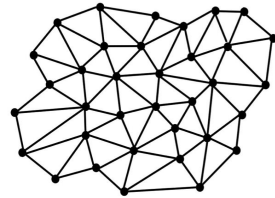
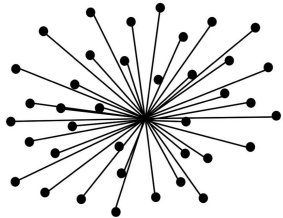
Open source design



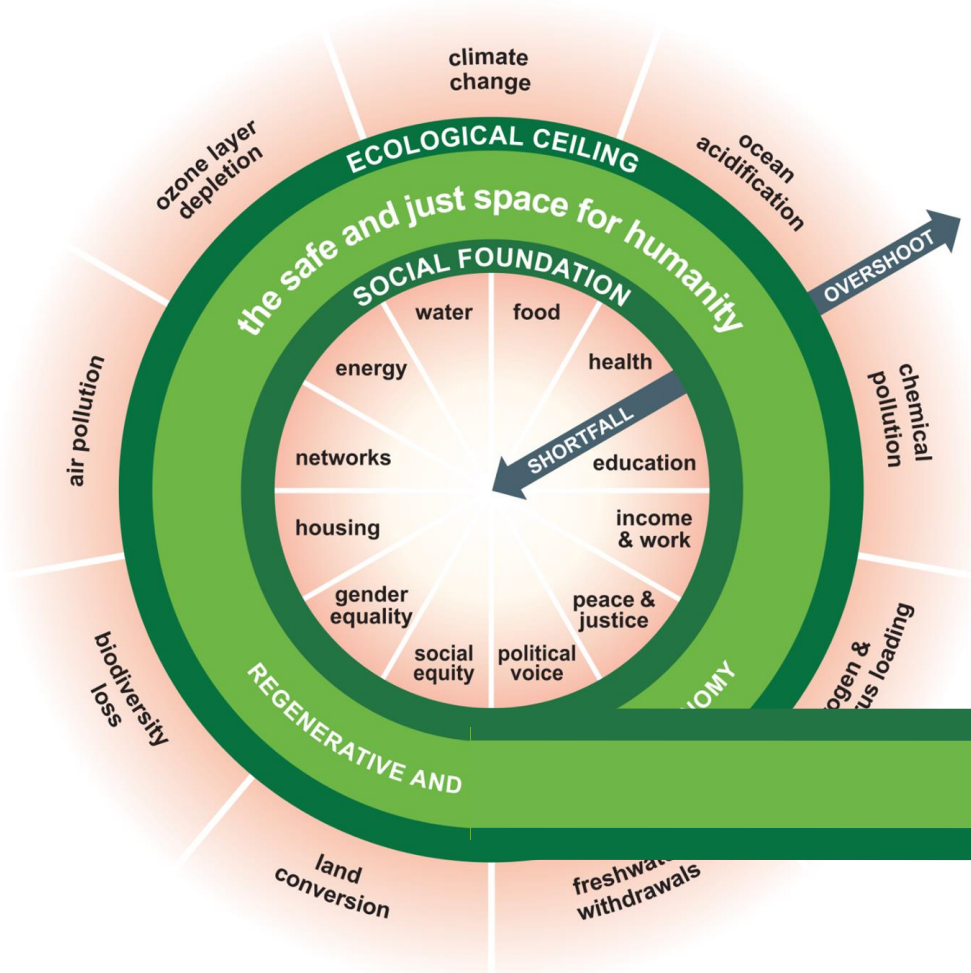
Distributed governance



Degenerative → **Regenerative**



Divisive → **Distributive**



What would it mean for our place to live in the Doughnut?

ECOLOGICAL CEILING

How can our place become a home to thriving people in a thriving place, while respecting the wellbeing of all people, and the health of the whole planet?

SOCIAL FOUNDATION

How can our place become
a home to thriving people in a thriving
place, while respecting the wellbeing of all
people, and the health of the whole planet?

ECOLOGICAL CEILING



How can our place be as generous as nearby nature?



How can our place respect the health of the whole planet?

Local aspirations

Global responsibilities



How can all the people of our place thrive?



How can our place respect the wellbeing of all people?

SOCIAL FOUNDATION

Learning from the evolving experience of cities

DEAL's tools




Doughnut Unrolled
Exploring a topic

Doughnut Unrolled: Exploring a topic

Posted by [the DEAL Team](#)

portrait # workshop




Doughnut Unrolled
Data Portrait of Place

Doughnut Unrolled: Data Portrait of Place

Posted by [the DEAL Team](#)

downscale # research



Doughnut Unrolled
Local

Doughnut Unrolled: Introducing the four lenses

Posted by [the DEAL Team](#)

downscale # uni




Powers to Act
Shaping the deep design of cities & places

Powers to Act: Deep Design of Cities and Places

Posted by [DEAL Team](#)

workshop



Introducing Regenerative and Distributive Design

Introducing Regenerative and Distributive Design

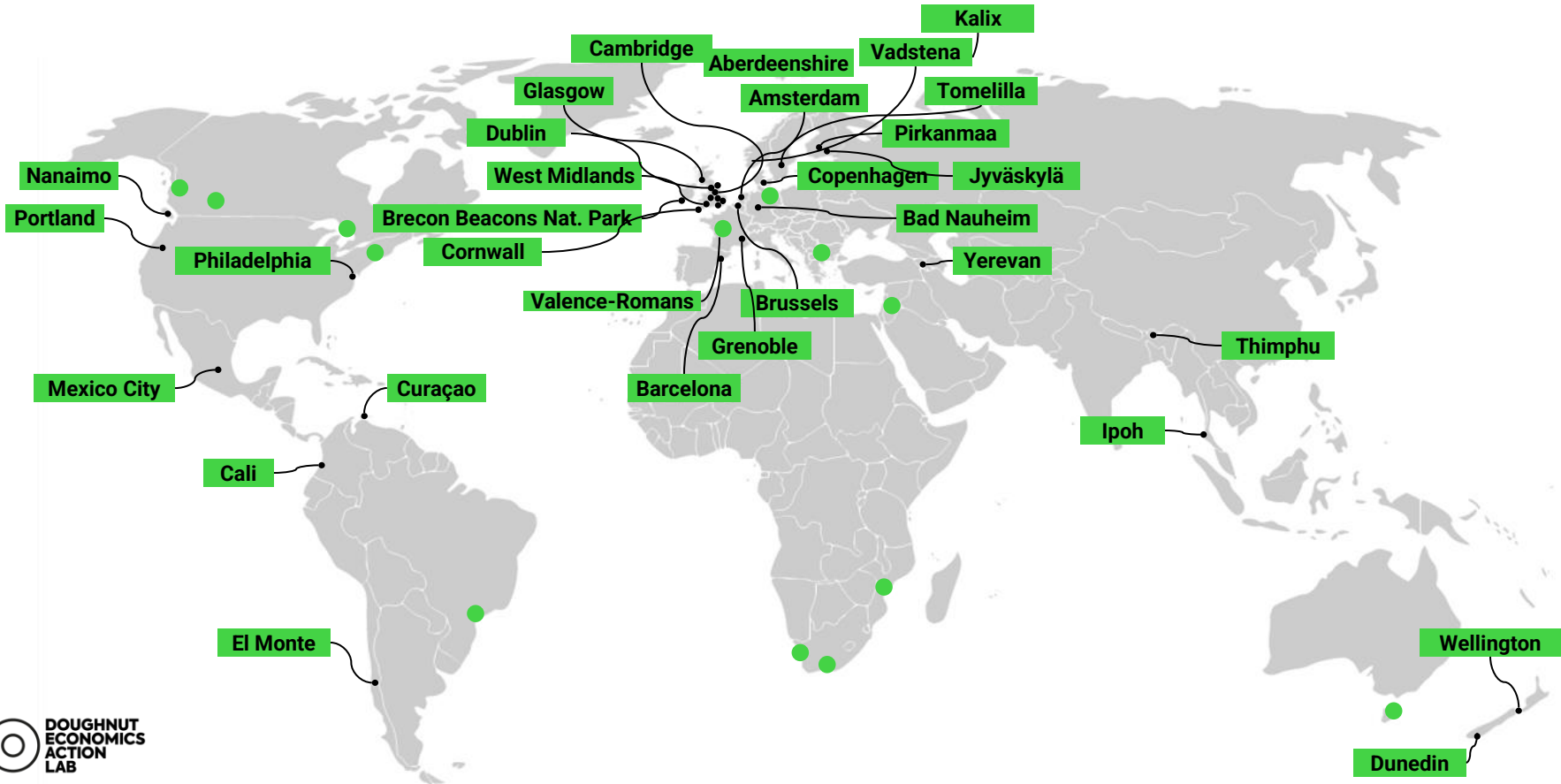
Posted by [the DEAL Team](#)

explainer # video

Cities learning in action



Cities and regions engaging with the Doughnut, 2023



How cities engage with the Doughnut: 9 ways to get started

Taking steps

#1



Starting conversations
and internal learning

#2



Testing the Doughnut
on ongoing projects

#3



Empowering local
change-makers

On a journey

#4



Data, measuring and
monitoring

#5



Plans and strategies

#6



Demonstrator
projects

Committing long-term

#7



Doughnut Economics
as a strategic compass

#8



Decision-making and
project assessment

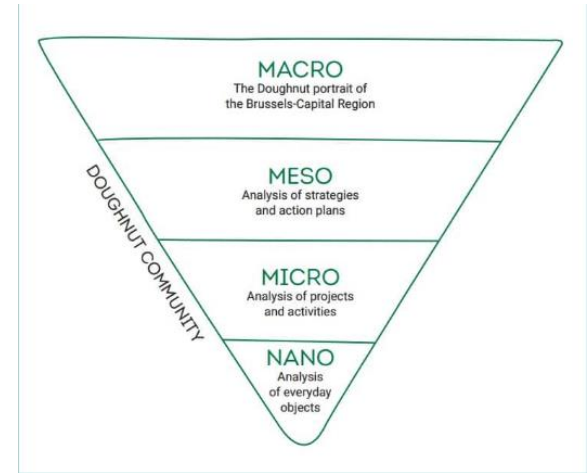
#9



Identifying levers of
transformative change

#2 Testing the Doughnut on ongoing projects

Brussels, Belgium



#3 Empowering local change-makers

Bad Nauheim, Germany

ZUKUNFTS- WERKSTATT BAD NAUHEIM



100 ZUFALLS-BÜRGER*INNEN



Feedback zu ZIELEN
Ideen für MAßNAHMEN



SORGEN

Finanzierung

Verständlichkeit der Sprache

Diskussionen gab es schon öfter... Warum sollte sich diesmal etwas ändern?

HOFFUNGEN

MITGEBURTUNGS MÖGLICHKEIT

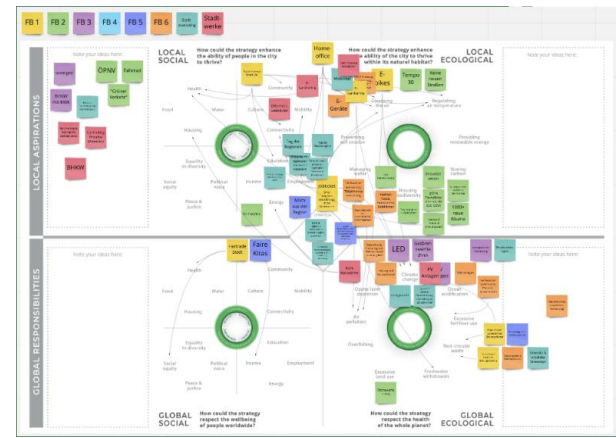
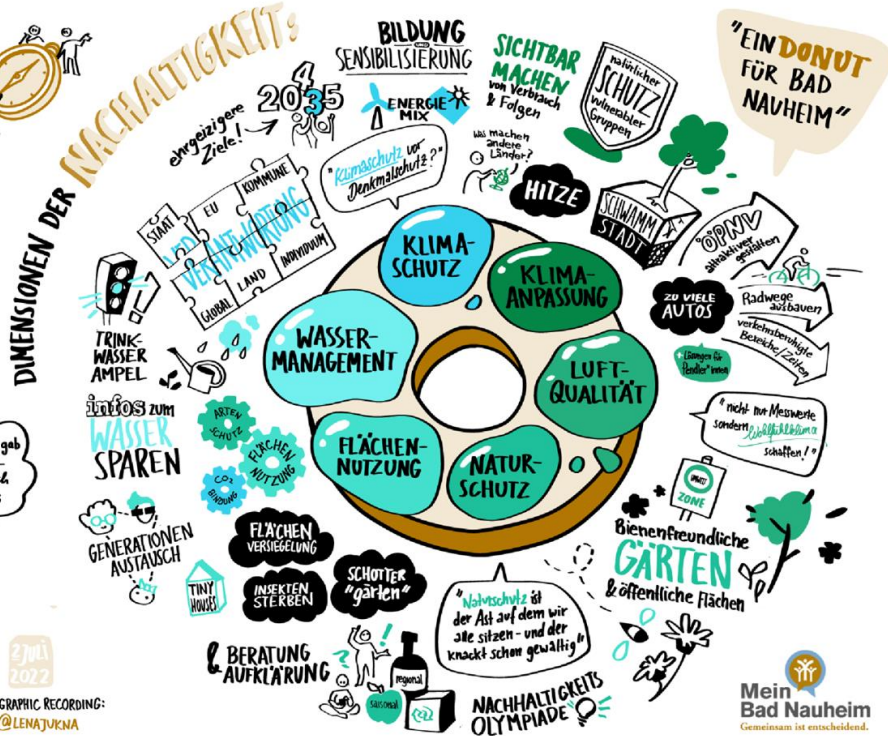
INFORMATION ZU STÄDTISCHEN MAßNAHMEN

KOOPERATION DER VERWALTUNG

POLITISCHE UMSETZUNG

2. Juli 2022

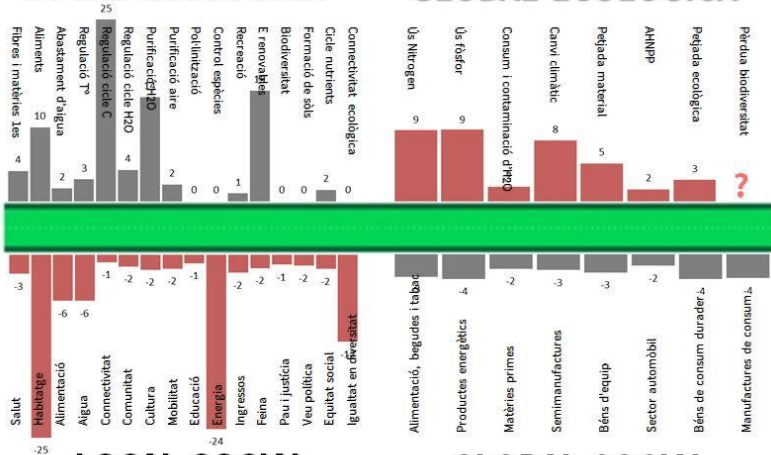
GRAPHIC RECORDING:
@LENAJUKNA



#4 Data, measuring and monitoring

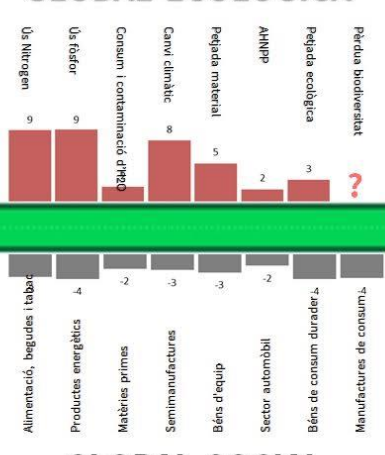
Barcelona, Spain

LOCAL-ECOLÒGICA

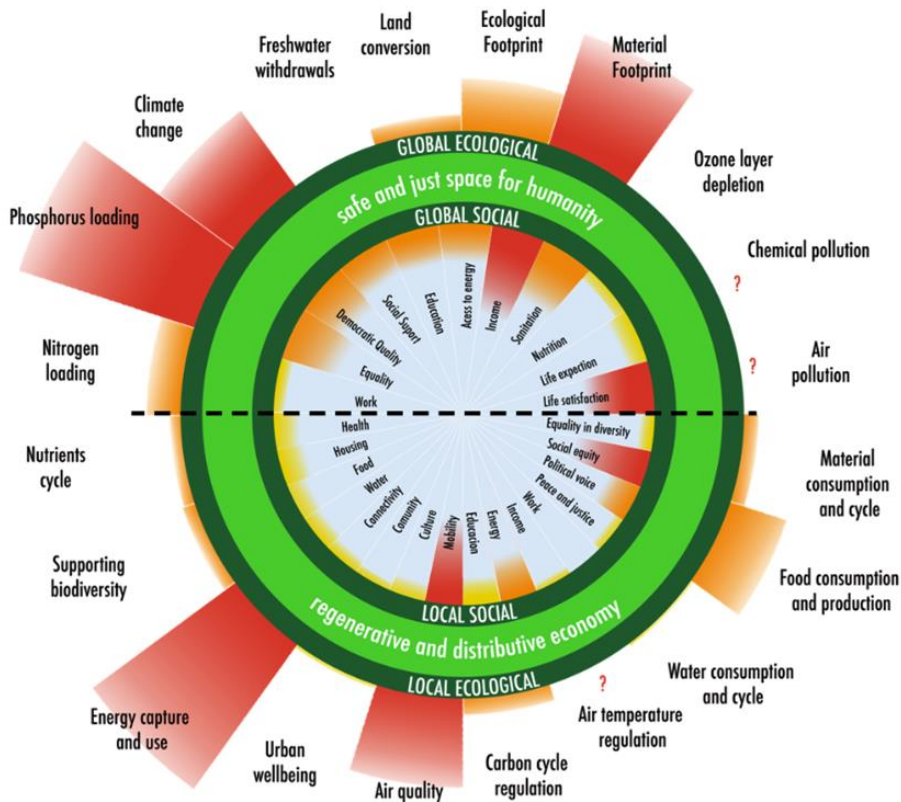


LOCAL-SOCIAL

GLOBAL-ECOLÒGICA

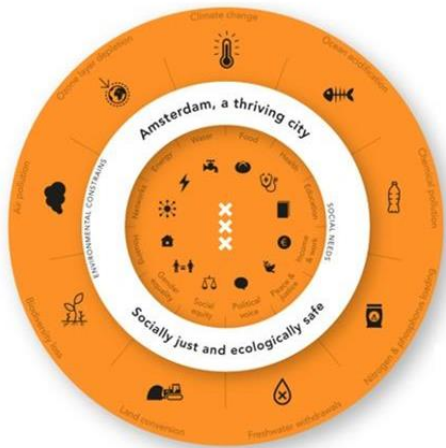


GLOBAL-SOCIAL




#5 Plans and strategies

Amsterdam, Netherlands



a thriving, inclusive, regenerative city for all residents while respecting the planetary boundaries



100% circular by 2050
50% circular by 2030

Visual overview of the relationship between the strategy, the implementation programme, the monitor and the city doughnut.

Social housing projects



Circular and fair clothing chain


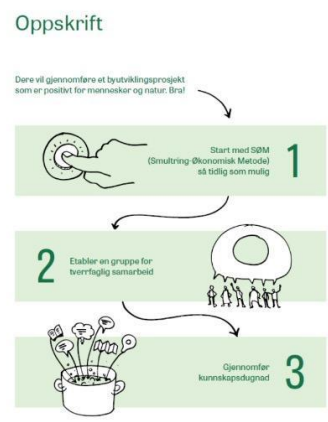


Doughnut projects originated in first lock down 2020



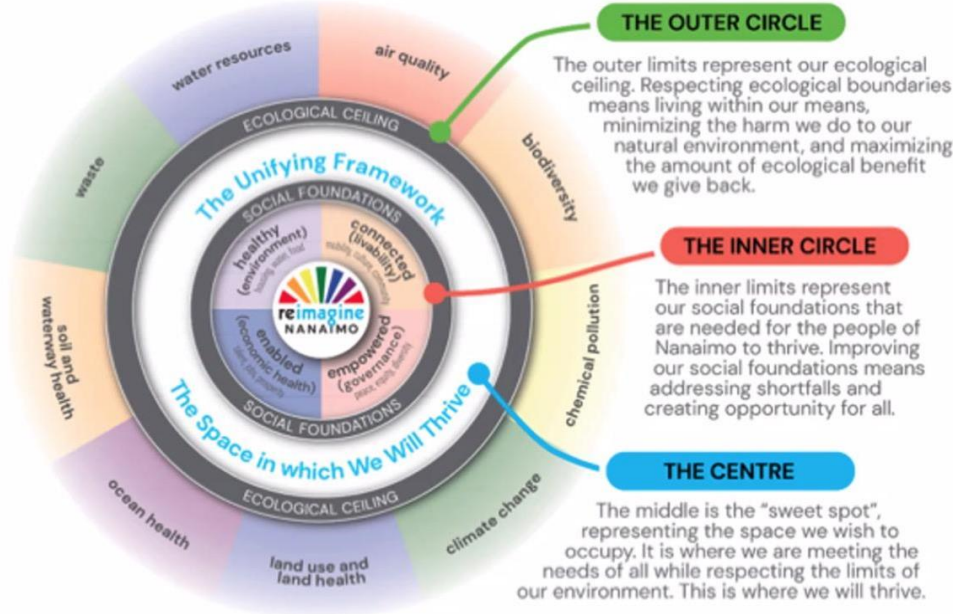
#6 Demonstrator projects

Oslo, Norway

#7 Doughnut Economics as a strategic compass

Nanaimo, Canada



HOW IT FITS TOGETHER

City Plan - Nanaimo Reimagined combines existing policies and actions, incorporates new information, and lays a groundwork for a future of ongoing integration. Below are the elements that form City Plan.

The **Nanaimo Doughnut** is our framework. It articulates the interconnectivity between all aspects of our city and defines the space in which Nanaimo will thrive.

City Plan Section B1.1, page 14

The **Five City Goals** represent the five areas of focus for our city's future and how we organize our policies.

City Plan Section B2.1, page 16

Our **Policies** translate Nanaimo's goals into strategic directions that communicate our intentions and commitments for guiding future choices.

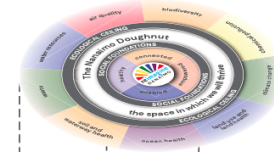
City Plan Part C, page 19

Our **City Structure** is our physical growth plan that puts our framework and goals into action. It outlines how and where things will change and where they will stay the same in the future.

City Plan Part D, page 139

Taking Action outlines details on development permit areas, building relationships, financial considerations, and what comes next.

City Plan Part E, page 221



Monitoring, located in a separate *Monitoring Strategy* document, will identify indicators that will be tracked to see progress towards the goals of City Plan.

Monitoring Strategy



Our **Actions**, located in a separate *Integrated Action Plan* document, will provide specific projects and programs to implement City Plan.

Integrated Action Plan



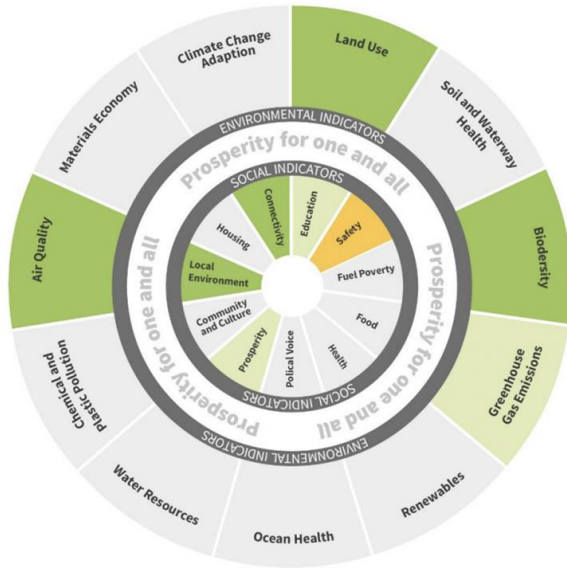
#8 Decision making and project assessment

Cornwall, England



Decision making wheel

Case study: The Saints Trail

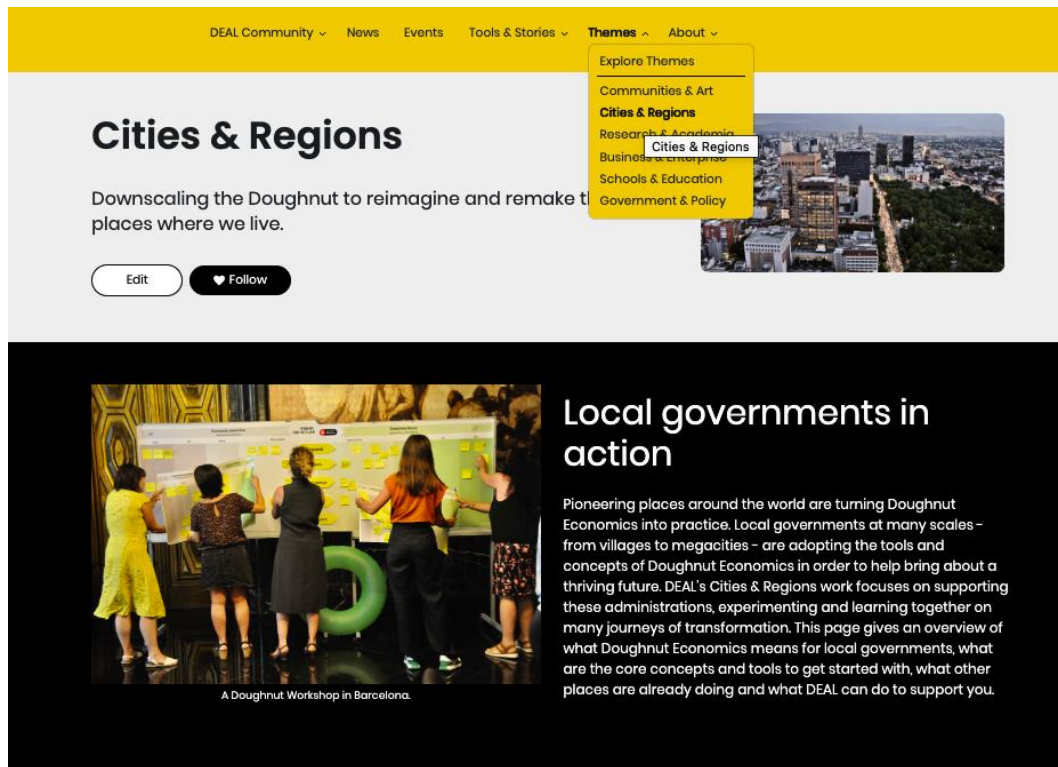


Why cities engage with the Doughnut

- Gives tools and pathways for setting **new transformative agenda** in age of crisis
- **A holistic framework** that unites different departments, internal and external stakeholders
- **Strong visualisation** for mobilisation and communicating complexity
- Offers new ways to **measure progress and measure impact of decisions**
- **A narrative of hope** and optimism, where everyone has a role, resonates widely



DEAL's tools and the community of practice



The screenshot shows the DEAL website's 'Themes' section. The 'Cities & Regions' theme is highlighted in a yellow dropdown menu. The main content area features the title 'Cities & Regions' and a sub-header 'Downscaling the Doughnut to reimagine and remake the places where we live.' Below this are 'Edit' and 'Follow' buttons. A large image of a city skyline is visible. At the bottom, there is a section titled 'Local governments in action' with a photo of a workshop and descriptive text.

DEAL Community ▾ News Events Tools & Stories ▾ Themes ▾ About ▾

- Explore Themes
- Communities & Art
- Cities & Regions**
- Research & Academia
- Business & Enterprises
- Schools & Education
- Government & Policy

Cities & Regions

Downscaling the Doughnut to reimagine and remake the places where we live.

Edit Follow

Local governments in action

Pioneering places around the world are turning Doughnut Economics into practice. Local governments at many scales – from villages to megacities – are adopting the tools and concepts of Doughnut Economics in order to help bring about a thriving future. DEAL's Cities & Regions work focuses on supporting these administrations, experimenting and learning together on many journeys of transformation. This page gives an overview of what Doughnut Economics means for local governments, what are the core concepts and tools to get started with, what other places are already doing and what DEAL can do to support you.

A Doughnut Workshop in Barcelona.



The cover features a blue background with a large white circular graphic on the right. The title 'Cities & regions let's get started' is written in large white and black text. Below the title, it says 'Version 1 2023'. A black box contains the text 'Nine pathways for local and regional governments to engage with Doughnut Economics as a tool for transformative action'. The Doughnut Economics Action Lab logo is at the bottom left.

Cities & regions let's get started

Version 1
2023

Nine pathways
for local and regional governments
to engage with **Doughnut Economics**
as a tool for transformative action

DOUGHNUT
ECONOMICS
ACTION
LAB

[Doughnuteconomics.org](https://doughnuteconomics.org)